




S 41+50 K312T+F+PS



Product codes:

Reference: 1874.03

Product short description:

1½" Self-priming centrifugal pump in stainless steel with mechanical seal, grease-lubricated, non return valve and 1,1 kW electric motor close coupled

+F flange coupling according DIN. PN16

+PS automatic lubricator for mechanical seal

Product features:

Main Features
Pump series: S 41+50
Pump Flow Rate: max 25 m³/h (416 l/min)
Pump head with 50 Hz grid frequency: max 15 m
Max. Solids Handling: 20 mm
Self-priming: ★★☆☆☆
Heavy-duty: ★★★★★
Construction: Close Coupled
Pump
Type of Pump: Self-priming centrifugal pump
Suction port: DN40
Discharge port: DN40
Type of ports: DIN PN16 flange (compatible), ANSI 150lb flange
Type of self-priming: Wet-prime

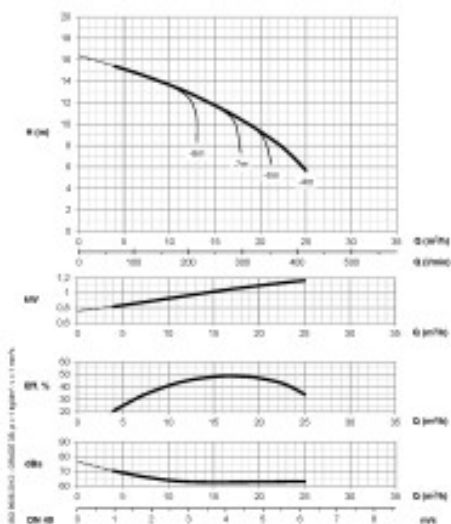


Filling port: Yes
Drain Port: Yes
Plug for Vacumeter: Option
Plug for the Manometer: Option
Material of casing: Stainless steel
Material of impeller: Stainless steel
Material of wear plate: Stainless steel
Material of shaft: Stainless steel AISI316
Material of non-return valve: FKM (Viton)
Shaft sealing: YCV Mechanical Seal with Grease Lubrication in SiC/SiO ₂ /FKM (Viton®) on Stainless Steel Sleeve
Drive
Type of drive unit: Three-Phase Electric Motor
Drive Manufacturer: Victor Pumps
Efficiency class: IE2, S6-75%, (IE3 on request)
Rated Power: 1, 1 kW
Maximal Rotation: 2900 rpm (50 Hz)
Rated voltage: 400 V ±10% @ 50 Hz, 230 V ±10% @ 50 Hz
Protection: 4 Amp (380-480 V), 6 Amp (220-277 V)
Cooling method: IC411- TEFC
Protection degree: IP55
Insulation class: F
Performance data
Typical application: waste water with solids in suspension, non-corrosive
Product temperature: max. 60 °C
Ambient temperature: max. 40 °C
Density: up to 1, 1 kg/dm ³ , for higher values you need an oversized motor
Viscosity: up to 30 mm ² s (cSt), for higher values you need an oversized motor
Max vacuum with water: max 8 m (9, 5 m for 10 min)
Max vacuum with air: max 6 m
Additional Features
Setup position: Horizontal
Coupling: One shaft solution without any coupling
Paint: RAL6011 Reseda green
External Dimensions (L x W x H): see dimensions
Net Weight: see dimensions

Product gallery:

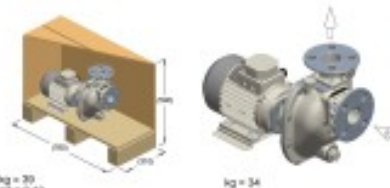
S 41+50 - 50 Hz

Leistung Input Power	Ø 100 mm	Flanschgröße Flange Size	Ø 20 mm	Umdrehung Speed	~ 2800 min ⁻¹
-------------------------	----------	-----------------------------	---------	--------------------	--------------------------

www.clinicaltrials.gov

5.4 to 50 K, T & F

ECONOMICS / Vol. 10, 2015

kg = 20
n² = 0.12

kg = 34

